

Sunday, May 20, 2012

www.alfawz-isx.com

The Daily Report For
Iraq Stock Market
By
AL-Fawz Stock Brokerage



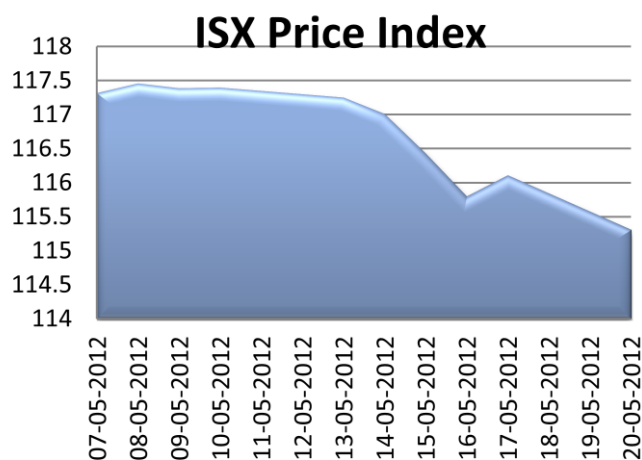
ALFawz
Stock Exchange

Contact US:

Info@Alfawz-isx.com
Trades@alfawz-isx.com
+964 790 1872831

Market Summary


ISX Price Index	115.31
Change %	-0.69
Volume	35,546,896,737
Traded Shares	30,657,882,330
Trades	720
Listed Companies	85
Traded Companies	48
High Companies	10
Low Companies	27



Daily Trading Report:

During the trading session the one Hundred one in 2012, corresponding to Sunday, May 20, 2012, where the figure was the general standard (115.31) point which decrease about (0.69) has been traded (48), up 10 companies and 27 companies fell, have been traded (30,657,882,330) shares, trading volume exceeded them (35,546,896,737) through the implementation of JD (720) holding room.

Market Watch by Sector



ALFawz
Stock Exchange



Company Names	Code	opening Price	highest price	lowest price	Average price	PrevAverage price	Closing Price	prevclosing price	change (%)	No. of trades	Traded Shares	Trading Volume
Commercial Bank of	BCOI	1.230	1.230	1.230	1.230	1.230	1.230	1.230	0.00	6	3,647,412	4,486,317
Bank Of Baghdad	BBOB	2.280	2.290	2.280	2.280	2.290	2.280	2.280	0.00	19	41,001,449	93,662,413
Iraqi Islamic Bank	BIIB	1.050	1.050	1.050	1.050	1.030	1.050	1.030	1.94	2	7,500,000	7,875,000
Investment Bank of Iraq	BIBI	0.920	0.920	0.920	0.920	0.920	0.920	0.930	-1.08	20	42,481,847	39,083,299
Dar es salam	BDSI	3.140	3.140	3.060	3.080	3.140	3.060	3.150	-2.86	3	450,000	1,385,000
Babylon Bank	BBAY	0.810	0.810	0.810	0.810	0.830	0.810	0.820	-1.22	1	13,670	11,073
Economy Bank	BEFI	1.130	1.130	1.130	1.130	1.130	1.130	1.130	0.00	10	29,693,050,000	33,553,146,500
Gulf Commercial Bank	BGUC	0.860	0.860	0.860	0.860	0.860	0.860	0.860	0.00	11	34,752,160	29,886,858
Union Bank Of Iraq	BUOI	0.790	0.790	0.790	0.790	0.790	0.790	0.790	0.00	1	1,478,360	1,167,904
North Bank	BNOR	2.040	2.070	2.020	2.040	2.000	2.070	2.020	2.48	51	136,654,573	279,244,329
Kurdistan International	BKUI	2.200	2.200	2.200	2.200	2.200	2.200	2.200	0.00	3	4,300,000	9,460,000
Ashur International	BASH	0.850	0.860	0.850	0.850	0.870	0.860	0.870	-1.15	2	591,840	503,164
Elaf Islamic Bank	BELF	0.940	0.940	0.930	0.940	0.920	0.940	0.930	1.08	3	5,893,891	5,539,258
Total of Banks sector										132	29,971,815,202	34,025,451,114




Company Names	Code	opening Price	highest price	lowest price	Average price	PrevAverage price	Closing Price	prevclosing price	change (%)	No. of trades	Traded Shares	Trading Volume
Al-Ameen for Insurance	NAME	1.150	1.150	1.150	1.150	1.180	1.150	1.190	-3.36	1	1,000,000	1,150,000
Dar Al-Salam for	NDSA	2.310	2.310	2.310	2.310	2.300	2.310	2.300	0.43	2	150,000	346,500
AHliya For Insurance	NAHF	0.930	0.930	0.930	0.930	0.910	0.930	0.940	-1.06	9	10,250,000	9,532,500
Gulf Insurance	NGIR	0.710	0.710	0.700	0.710	0.720	0.700	0.730	-4.11	6	7,750,000	5,467,500
Total of Insurance sector										18	19,150,000	16,496,500



Company Names	Code	opening Price	highest price	lowest price	Average price	PrevAverage price	Closing Price	prevclosing price	change (%)	No. of trades	Traded Shares	Trading Volume
Al-Khair for Financial	VKHF	0.420	0.420	0.420	0.420	0.420	0.420	0.420	0.00	1	20,000	8,400
AL-Wiaam for Financial	VWIF	1.300	1.300	1.300	1.300	1.300	1.300	1.300	0.00	1	4,400	5,720
Total of Investment sector										2	24,400	14,120

Market Watch by Sector




ALFawz
Stock Exchange



Company Names	Code	opening Price	highest price	lowest price	Average price	PrevAverage price	Closing Price	prevclosing price	change (%)	No. of trades	Traded Shares	Trading Volume
Mamoura Realestate	SMRI	2.750	2.750	2.720	2.720	2.740	2.720	2.750	-1.09	4	3,520,000	9,582,300
AL-Nukhba for	SNUC	2.200	2.200	2.180	2.190	2.200	2.180	2.200	-0.91	2	550,000	1,202,000
Iraqi Land Transport	SILT	4.660	4.660	4.640	4.650	4.690	4.640	4.740	-2.11	9	1,800,000	8,366,500
Iraq Baghdad For General	SBPT	48.000	48.000	48.00	48.000	44.430	48.000	45.000	6.67	1	1,000	48,000
AL-Badia for General	SBAG	6.300	6.400	6.150	6.220	6.410	6.150	6.260	-1.76	10	3,500,000	21,787,500
Baghdad Motor Cars	SBMC	2.820	3.440	2.820	3.010	3.130	3.440	3.130	9.90	21	12,965,019	39,008,952
Total of Services sector										47	22,336,019	79,995,252



Company name	Code	opening Price	highest price	lowest price	Average price	PrevAverage price	Closing Price	prevclosing price	change (%)	No. of trades	Traded Shares	Trading Volume
Al-Mansour	IMAP	1.940	1.940	1.930	1.940	1.960	1.930	1.950	-1.03	6	2,398,945	4,649,964
Modern Sewing	IMOS	2.200	2.200	2.080	2.120	2.220	2.080	2.280	-8.77	11	4,740,000	10,064,000
Iraqi For Tufted Carpets	IITC	4.550	4.550	4.550	4.550	4.550	4.550	4.550	0.00	1	341,949	1,555,868
Baghdad Soft Drinks	IBSD	1.170	1.180	1.160	1.160	1.180	1.160	1.170	-0.85	19	37,250,068	43,362,329
Al -HiLal Industries	IHLI	0.800	0.800	0.790	0.790	0.800	0.790	0.800	-1.25	6	21,100,000	16,685,000
National Chemical	INCP	1.450	1.500	1.290	1.370	3.930	1.300	2.500	-48.00	284	390,480,520	534,002,868
Electronic Industries	IELI	1.720	1.720	1.640	1.680	1.820	1.640	1.820	-9.89	88	81,246,041	136,546,850
AL- Kindi of Veterinary	IKLV	2.730	2.730	2.690	2.710	2.730	2.690	2.730	-1.47	6	6,200,000	16,778,000
Fallujah for Construction	IFCM	2.040	2.100	2.040	2.070	2.090	2.100	2.090	0.48	9	5,587,477	11,567,827
Iraqi Engineering Works	IIEW	2.700	2.720	2.700	2.710	2.700	2.720	2.700	0.74	4	1,052,663	2,848,190
Modern Paint Industries	IMPI	2.850	2.850	2.800	2.810	2.850	2.800	2.850	-1.75	2	301,606	847,577
Metallic Industries and	IMIB	1.860	1.860	1.850	1.850	1.920	1.860	1.920	-3.13	9	22,960,320	42,574,052
Ready Made Clothes	IRMC	6.520	6.520	6.520	6.520	6.550	6.520	6.550	-0.46	1	450,000	2,934,000
Total of Industry sector										446	574,109,589	824,416,525



ALFawz
Stock Exchange

Market Watch by Sector




Company name	Code	opening Price	highest price	lowest price	Average price	PrevAverage price	Closing Price	prevclosing price	change (%)	No.oftrades	Traded Shares	Trading Volume
Ishtar Hotels	HISH	22.000	22.000	22.00	22.000	22.010	22.000	22.100	-0.45	14	3,561,781	78,359,182
Babylon Hotel	HBAY	28.000	28.000	28.00	28.000	28.200	28.000	28.200	-0.71	1	100,000	2,800,000
Baghdad Hotel	HBAG	8.900	8.900	8.900	8.900	8.810	8.900	8.750	1.71	1	100,000	890,000
National for Tourist	HNTI	18.100	18.100	17.80	17.870	17.960	17.800	18.100	-1.66	5	500,000	8,935,000
Tourist Village of Mosul	HTVM	27.500	29.000	27.50	28.570	29.000	29.000	29.000	0.00	2	35,000	1,000,000
Karbala Hotels	HKAR	3.800	3.800	3.750	3.790	3.800	3.800	3.900	-2.56	13	4,082,696	15,470,510
Al- Mansour Hotels	HMAN	25.990	26.000	25.99	26.000	25.820	26.000	26.000	0.00	5	329,000	8,552,910
Total of Hotel sector										41	8,708,477	116,007,602



Company name	Code	opening Price	highest price	lowest price	Average price	PrevAverage price	Closing Price	prevclosing price	change (%)	No.oftrades	Traded Shares	Trading Volume
Modern for Animal	AMAP	1.730	1.730	1.550	1.600	1.560	1.550	1.580	-1.90	5	6,050,000	9,656,500
Iraqi for Seed Production	AISP	3.450	3.480	3.250	3.340	3.460	3.250	3.400	-4.41	12	3,706,537	12,367,399
Agricultural Marketing	AIPM	8.840	8.920	8.600	8.900	8.820	8.900	8.860	0.45	17	51,982,106	462,491,724
Total of Agriculture sector										34	61,738,643	484,515,623

Gainer Companies




ALFawz
Stock Exchange

Company Name	Closing Price	Change(%)	TradedShares
Baghdad Motor cars Servicing	3.440	9.90	12,965,019
Baghdad Passengers Transport	48.000	6.67	1,000
North Bank	2.070	2.48	136,654,573
Iraqi Islamic Bank	1.050	1.94	7,500,000
Baghdad Hotel	8.900	1.71	100,000

Loser Companies

Company Name	Closing Price	Change(%)	Traded Shares
Electronic Industries	1.640	-9.89	136,546,850
Modern Sewing	2.080	-8.77	10,064,000
Iraqi for Seed Production	3.250	-4.41	12,367,399
Gulf Insurance and Reinsurance	0.700	-4.11	5,467,500
Al-Ameen for Insurance	1.150	-3.36	1,150,000


None Trading Companies
on the ISX for today



ALFawz
Stock Exchange

Company Names	Code	Previous Average Price	Remarks	Last Bid Price	Last Offer price
Banks Sector					
National Bank Of Iraq	BNOI	0.840	not trading	0.810	—
Credit Bank Of Iraq	BROI	3.250	not trading	3.200	3.350
Investment Sector					
Al-Qum'a for Financial Investment	VQUF	1.620	Stop trading from ISC	—	—
Al-Khaima Financial Investment	VKHA	1.000	not trading	—	—
Al-AYaam for Financial Investment	VAYF	0.690	not trading	—	—
AL- BatekFor Financial Investments	VBAT	0.900	not trading	—	—
Bain Al Nahrain Investment	VMES	0.860	not trading	—	—
Al-Ameen for Financial Investment	VAMF	0.600	not trading	—	0.600
Al-Zawraa for Financial Investment	VZAF	1.270	not trading	1.200	1.390
Services Sector					
General Transportation	SIGT	8.000	Stop trading from ISC	—	—
Al-Mosul for Funfairs	SMOF	24.500	not trading	24.000	25.000
Al-Ameen Estate Investment	SAEI	2.850	not trading	—	—
Industry Sector					
Nineveh Food Industries	INFI	0.900	Stop trading from ISC	—	—
Kirkuk For Producing	IKFP	1.700	Stop trading from ISC	—	—
Iraqi Date Processing and Marketing	IIDP	1.320	Stop trading from ISC	—	—
Baghdad for Packing Materials	IBPM	3.400	not trading	3.110	—
Al -Khazer for Construction Materials	IKHC	1.800	not trading	—	—
Iraqi Carton Manufacturies	IICM	1.000	not trading	—	1.000
Modern Constrction Materials Industry	IMCM	0.650	not trading	0.650	0.690
Household Furniture Industry	IHFI	1.300	not trading	—	1.250
Modern Chemical Industries	IMCI	60.000	not trading	—	—
HotelsSector					
Palestine Hotel	HPAL	17.390	Stop trading from ISC	—	—
Ashour Hotel	HASH	11.000	not trading	10.750	11.300
AL-Sadeer Hotel	HSAD	22.750	not trading	22.500	23.500
Agriculture Sector					
Al-Ahlyia for Agricultural Production	AAHP	0.850	not trading	—	0.900
Middle East for Production- Fish	AMEF	24.000	not trading	—	—
Iraqi Agricultural Products	AIRP	8.000	not trading	8.000	8.800

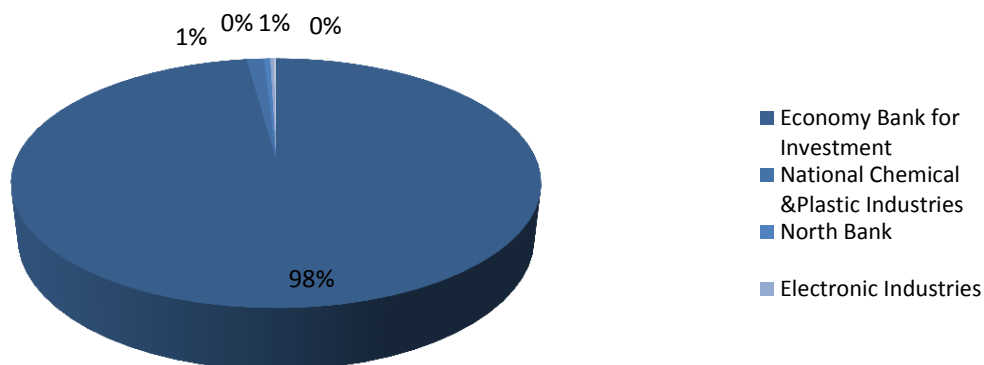
- Top five companies by traded shares




ALFawz
Stock Exchange

Company Name	Closing Price	Change (%) From total	Traded Shares
Economy Bank for Investment	1.130	0.00	29,693,050,000
National Chemical &Plastic Industries	1.300	-48.00	390,480,520
North Bank	2.070	2.48	136,654,573
Electronic Industries	1.640	-9.89	81,246,041
Iraqi product &marketing Meat	8.900	0.45	51,982,106

Top five companies by traded Shares



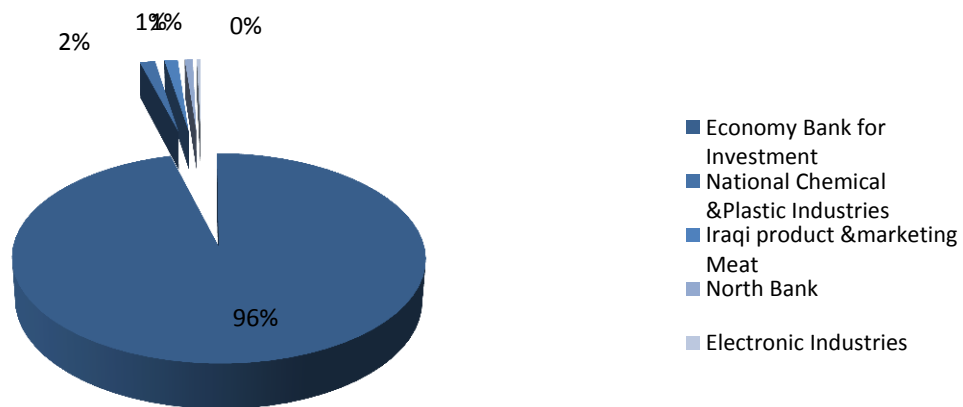
- Top five companies by traded volume




ALFawz
Stock Exchange

Company Name	Closing Price	Change (%) From total	Traded Shares
Economy Bank for Investment	1.130	0.00	33,553,146,500
National Chemical & Plastic Industries	1.300	-48.00	534,002,868
Iraqi product & marketing Meat	8.900	0.45	462,491,724
North Bank	2.070	2.48	279,244,329
Electronic Industries	1.640	-9.89	136,546,850

Top five companies by traded value



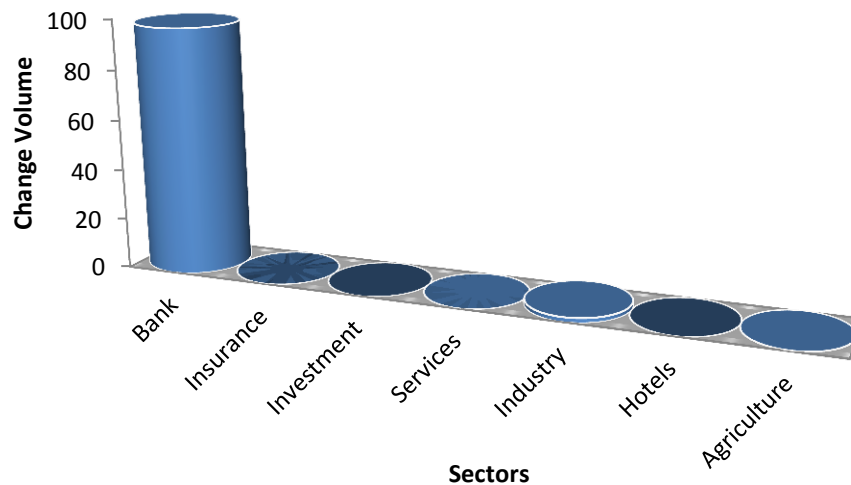
- Traded Shares by sectors




ALFawz
Stock Exchange

Sector	Traded Share	change%
Bank	29,971,815,202	97.76
Insurance	19,150,000	0.06
investment	24,400	0.00
Services	22,336,019	0.07
Industry	574,109,589	1.87
Hotels	8,708,477	0.03
Agriculture	61,738,643	0.20
Total	30,657,882,330	100

Higher and lower sectors by traded shares



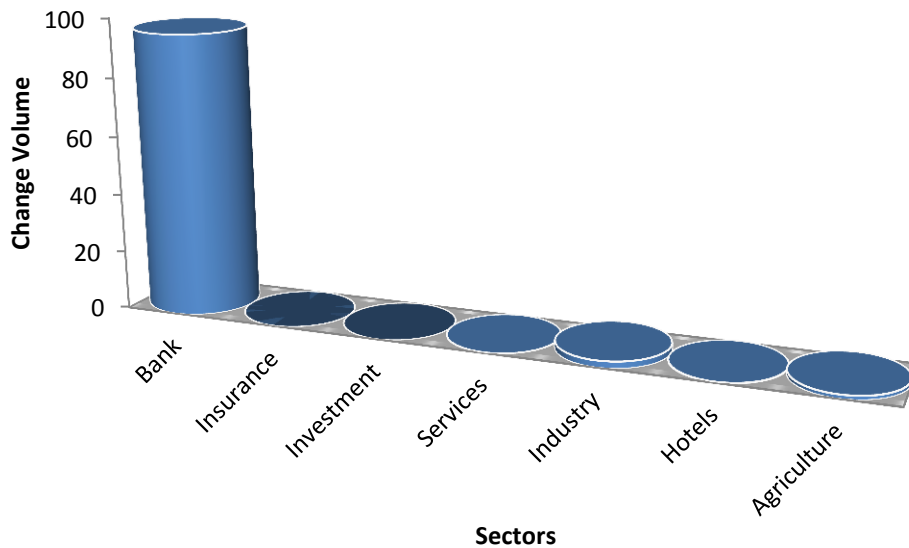
- Traded volume by sectors




ALFawz
Stock Exchange

Sector	Trading Volume	Change%
Bank	34,025,451,114	95.72
Insurance	16,496,500	0.05
investment	14,120	0.00
Services	79,995,252	0.23
Industry	824,416,525	2.32
Hotels	116,007,602	0.33
Agriculture	484,515,623	1.36
Total	35,546,896,736	100

Higher and lower sectors by trading volume



Companies News




ALFawz
Stock Exchange

Free Economy Brokerage Firms (buy) (sell) executed cross order to Economy Bank in traded shares (29 692 000 000) share in additional session time after 12 o'clock .	Special Orders
Was the opening of trading on the shares of the company as of today's meeting Sunday, 20.05.2012 after receiving an answer for the company's core events of the company.	Modern for Animal Production
Was the opening of trading on the shares of the company as of today's meeting Sunday, 20.05.2012 back and the company received an answer about the events the core of the company.	Electronic Industries
Will be launched trading on the shares of a company town of Karkh games as of Monday, 5/21/2012 session after the company completed the measures to increase its capital (capitalization of profits) in accordance with Article (55 / II) by (42.85714%). Any increase of capital of the company (175) million to (230) million dinars. The price will be indicative for the first session it is (10.450) KD. Will be the limits of the rate of change (50%) at a higher and lower than the indicative price.	Kharkh Tour Amusement City
The General Assembly meeting on Thursday, 24.05.2012 at ten in the cultural center of oil and to elect representatives of the private sector the Council of Administration for the next session.	National Chemical Industries
The General Assembly meeting on Saturday, 02.06.2012 at ten at the headquarters of the company's management to discuss the final accounts for the financial year ended 31.12.2011 and approval, and Agherarziadh capital of the bank (175) billion to (210) billion according to Article (55 / II and III) of the Companies Act. Will be suspended from trading as of 5/26/2012 meeting.	North Bank
The General Assembly meeting on Monday, 04.06.2012 at ten in the hall of the Assembly of Iraqi economists to discuss the final accounts for the financial year ended 31.12.2011 and approval and to consider the things that the company after the capital reduction will be suspended from trading with effect from session 2012/5 / 28.	Modern Sewing
The General Assembly meeting on Tuesday, 05.06.2012 at ten meetings of the Assembly Hall on the Iraqi insurance in order to discuss the final accounts for the financial year ended 31.12.2011 and approval, and Cash Dividends will be suspended from trading as of 5/29/2012 meeting.	Al-Ameen for Insurance
General Assembly Meeting on Sunday 10.6.2012 at ten in the company's headquarters to discuss the final accounts for the financial year ended 31.12.2011 and approval and to discuss the reality of the company and discuss the dismissal of the Council and at the request of 10% and if the vote in favor of impeachment is a election of board members from the private sector will be suspended from trading as	Tourist Village of Mosul dam

of 3/6/2012 meeting.



Currencies prices by
Forex



ALFawz
Stock Exchange

Symbol	Bid	Ask	Low	High	Change	Time	
EUR	1.2779	1.2782	1.2643	1.2793	+0.63%	21:00:34 PM	▲
JPY	78.99	79.02	79.01	79.45	-0.52%	21:02:12 PM	▼
GBP	1.5817	1.5821	1.5734	1.5836	+0.22%	21:02:12 PM	▲
CHF	0.9399	0.9403	0.9389	0.9499	-0.61%	21:02:12 PM	▼
AUD	0.9841	0.9845	0.9798	0.9892	-0.51%	21:02:12 PM	▲
CAD	1.0219	1.0224	1.0140	1.0226	+0.31%	21:02:12 PM	▼
NZD	0.7560	0.7565	0.7525	0.7648	-1.09%	21:00:00 PM	▲
NOK	5.9649	5.9694	5.9631	6.0281	-0.56%	20:59:56 PM	▼
SEK	7.1400	7.1445	7.1326	7.2387	-0.77%	21:00:00 PM	▲
DKK	5.8149	5.8179	5.8102	5.8784	-0.63%	21:00:06 PM	▼
ZAR	8.3304	8.3454	8.2723	8.4429	-0.70%	21:00:00 PM	▲
XAU	1591.05	1591.75	1568.50	1597.50	+1.03%	20:00:03 PM	▼
XAG	28.62	28.67	27.86	28.91	+1.90%	20:00:04 PM	▲